

**Citizens' views ahead
of the European Year
for Development**

EU28 

Number of interviews:
28.050

Fieldwork:
13-22/09/2014

HU 

Number of interviews:
1.044

Fieldwork:
13-22/09/2014

Methodology: face-to-face

COUNTRY HIGHLIGHTS

Respondents in Hungary have become more positive about many aspects of development since the last survey in 2013. Although they are slightly less likely than average to say that helping people in developing countries was important (80%), this nonetheless represents a 14 percentage point increase since 2013 – the largest recorded in any Member State.

Respondents in Hungary are also more likely than they were previously to say tackling poverty in developing countries should be one of the EU's main priorities (66%). The eight percentage point increase was the second highest in any Member State, along with Cyprus and behind Greece. However, respondents in Hungary were less likely than average to say that tackling poverty in developing countries should be one of their national government's main priorities (39% vs. 45%).

There has been a large increase in the proportion of respondents in Hungary who think development aid should be increased to some degree (68%, +17 percentage points). During the same period the share of those who know something about where EU (+8 percentage points) and national development aid goes (+6 percentage points), has also gone up – although overall knowledge levels are still well below the EU average.

Respondents in Hungary are among the least likely to think individuals can play a role in tackling poverty in developing countries (30%) and only around one in five (21%) are personally involved in helping people in these countries. The proportion of respondents in Hungary prepared to pay more for products or groceries from developing countries is also well below EU average (28% vs. 49%).

Respondents in Hungary are more likely than those in the EU as a whole to consider health (42% vs. 39%), water and sanitation (36% vs. 30%), food security and agriculture (29% vs. 25%) and economic growth (28% vs. 20%) as the most pressing challenges facing developing countries. They are, however, much less likely to mention education (19% vs. 34%) and democracy and human rights (16% vs. 25%).

In line with the EU trend, younger respondents (aged 15-24) were more likely to have positive views on development issues than older interviewees (aged 25 or over), although the differences are often less pronounced compared to elsewhere in the EU. For example, 33% of 15-24 year olds agree individuals can play a role in tackling poverty in developing countries, compared to 30% of those aged 25 or over. EU-wide, the proportions are 56% and 49% respectively.

Citizens' views ahead of the European Year for Development



Number of interviews: 28.050

Number of interviews: 1.044

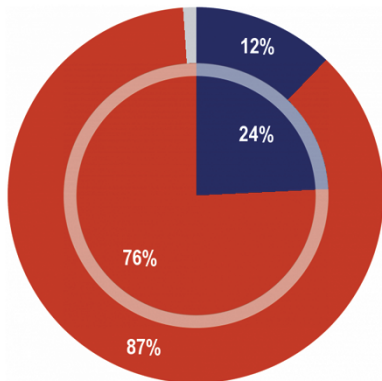
Fieldwork: 13-22/09/2014

Fieldwork: 13-22/09/2014

Methodology: face-to-face

1. ATTITUDES AND AWARENESS REGARDING DEVELOPMENT AID

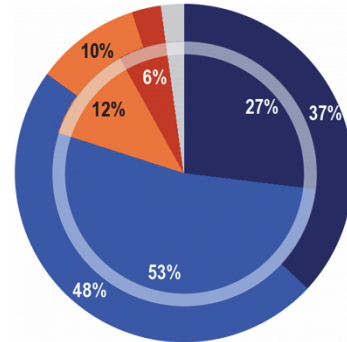
QB2. 2015 will be the European Year for Development. Did you know this before this interview?



Yes
No
Don't know

EU28 Outer pie HU Inner pie

QB1. In your opinion, is it very important, fairly important, not very important or not at all important to help people in developing countries?

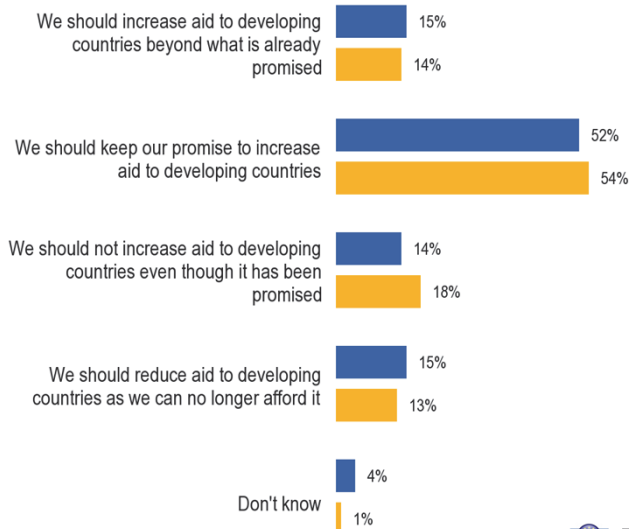


EU28 Outer pie HU Inner pie

	EU28		HU	
	2014	2013-2014	2014	2013-2014
Very important	37%	+ 6	27%	+ 12
Fairly important	48%	- 4	53%	+ 2
Not very important	10%	- 2	12%	- 10
Not at all important	3%	=	6%	- 2
Don't know	2%	=	2%	- 2

Evolution 2013-2014

QB4. The EU (the European Commission and Member States) has promised to increase the level of its aid to developing countries. Given the current economic situation, which of the following statements best describes your opinion?



EU28
HU

QB4. The EU (the European Commission and Member States) has promised to increase the level of its aid to developing countries. Given the current economic situation, which of the following statements best describes your opinion?

Answer: We should keep our promise to increase aid to developing countries



	EU28	HU
TOTAL	52%	54%



Age

Age	EU28	HU
15-24	54%	56%
25-39	54%	56%
40-54	53%	51%
55+	51%	54%



Education (End of)

Education	EU28	HU
15-	46%	56%
16-19	52%	55%
20+	57%	49%
Still studying	56%	60%

Socio-demographic breakdown

EUROBAROMETER 82.1 RESULTS FOR HUNGARY



Citizens' views ahead of the European Year for Development



Number of interviews: 28.050

Number of interviews: 1.044

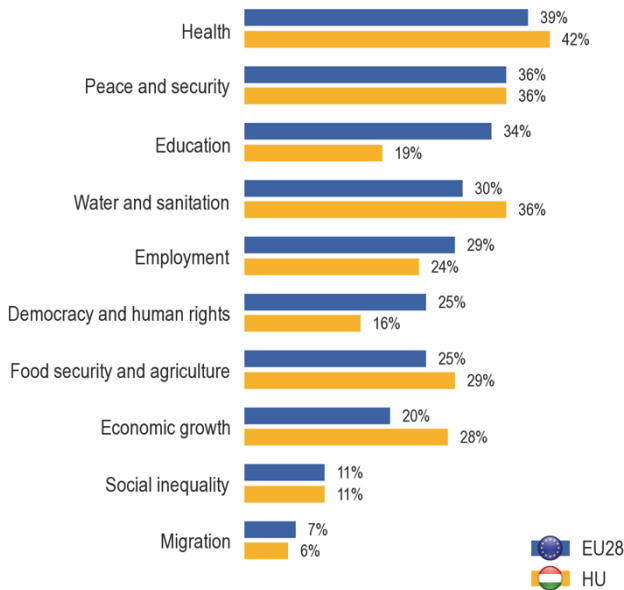
Fieldwork: 13-22/09/2014

Fieldwork: 13-22/09/2014

Methodology: face-to-face

2. UNDERSTANDING OF DEVELOPMENT

QB3. Which of the following challenges do you consider as the most pressing for the future of developing countries? (MAX. 3 ANSWERS)



QB3. Which of the following challenges do you consider as the most pressing for the future of developing countries? (MAX. 3 ANSWERS)

Answer: Education



	EU28	HU
TOTAL	34%	19%



Age

Age	EU28	HU
15-24	40%	29%
25-39	35%	21%
40-54	32%	17%
55+	32%	16%



Education (End of)

Education (End of)	EU28	HU
15-	28%	13%
16-19	32%	16%
20+	39%	28%
Still studying	41%	38%

Socio-demographic breakdown

3. EFFECTIVENESS OF DIFFERENT TYPES OF ACTION

QB9. For each of the following, could you tell me how effective or not you think they are in helping to reduce poverty in developing countries?



QB9.1. For each of the following, could you tell me how effective or not you think they are in helping to reduce poverty in developing countries?

Donating to organisations that help developing countries

Answer: Total 'Effective'



	EU28	HU
TOTAL	63%	50%



Age

Age	EU28	HU
15-24	70%	53%
25-39	65%	55%
40-54	61%	45%
55+	58%	47%



Education (End of)

Education (End of)	EU28	HU
15-	54%	51%
16-19	62%	48%
20+	66%	51%
Still studying	71%	53%

Socio-demographic breakdown

EUROBAROMETER 82.1 RESULTS FOR HUNGARY



Citizens' views ahead of the European Year for Development

EU28

Number of interviews: 28.050

Fieldwork: 13-22/09/2014

HU

Number of interviews: 1.044

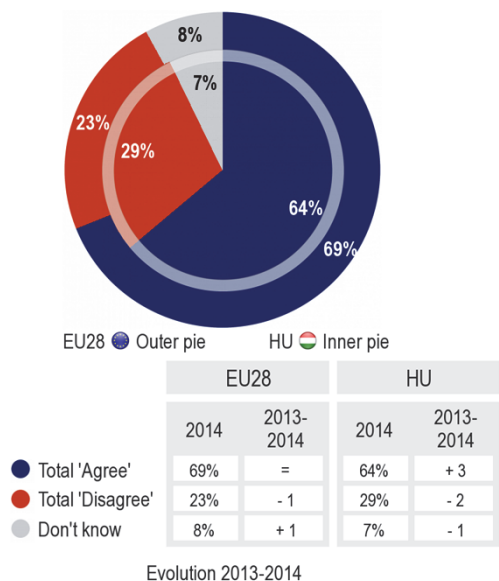
Fieldwork: 13-22/09/2014

Methodology: face-to-face

4. TACKLING POVERTY IN DEVELOPING COUNTRIES

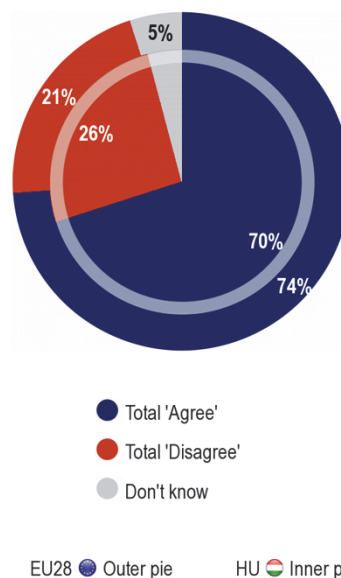
QB6.4. To what extent do you agree or disagree with each of the following statements regarding tackling poverty in developing countries?

Tackling poverty in developing countries has a positive influence on EU citizens as well



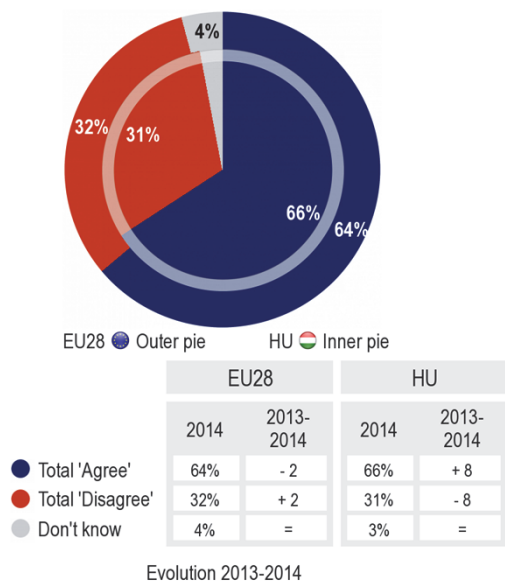
QB6.7. To what extent do you agree or disagree with each of the following statements regarding tackling poverty in developing countries?

Aid for developing countries contributes to a more peaceful and equal world



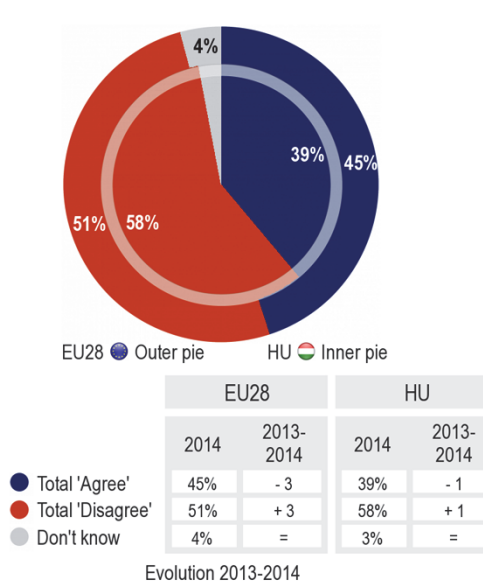
QB6.2. To what extent do you agree or disagree with each of the following statements regarding tackling poverty in developing countries?

Tackling poverty in developing countries should be one of the main priorities of the EU



QB6.3. To what extent do you agree or disagree with each of the following statements regarding tackling poverty in developing countries?

Tackling poverty in developing countries should be one of the main priorities of the (NATIONALITY) Government



Citizens' views ahead of the European Year for Development

EU28

Number of interviews: 28.050

Fieldwork: 13-22/09/2014

HU

Number of interviews: 1.044

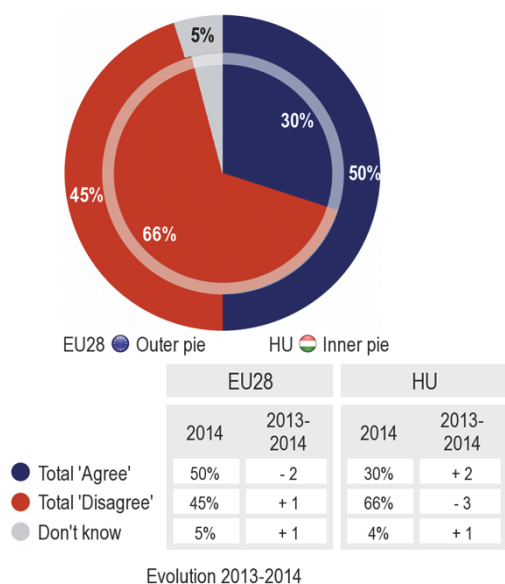
Fieldwork: 13-22/09/2014

Methodology: face-to-face

5. PERSONAL COMMITMENT TO AND INVOLVEMENT IN DEVELOPMENT

QB6.1. To what extent do you agree or disagree with each of the following statements regarding tackling poverty in developing countries?

As an individual, you can play a role in tackling poverty in developing countries



QB6.1. To what extent do you agree or disagree with each of the following statements regarding tackling poverty in developing countries?

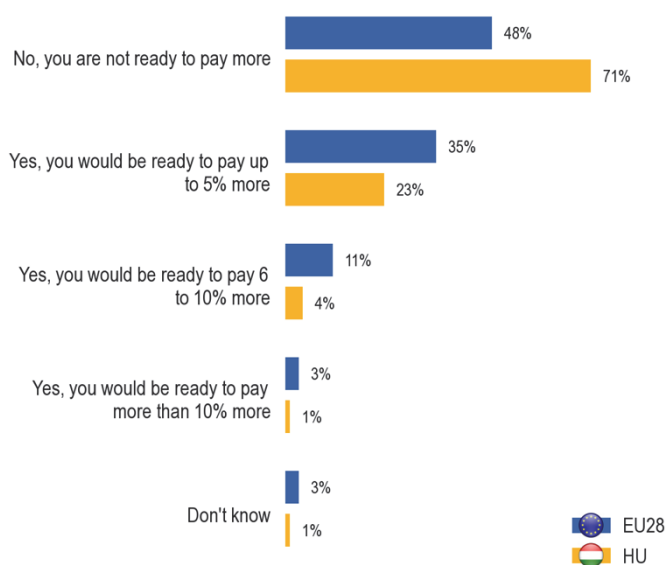
As an individual, you can play a role in tackling poverty in developing countries

Answer: Total 'Agree'

	EU28	HU
TOTAL	50%	30%
1 Age		
15-24	56%	33%
25-39	54%	34%
40-54	52%	28%
55 +	45%	28%
Education (End of)		
15-	42%	33%
16-19	47%	27%
20+	57%	32%
Still studying	59%	42%

Socio-demographic breakdown

QB5. Would you be prepared to pay more for groceries or other products from developing countries to support people living in these countries (for instance for fair trade products)?



QB7. Regarding your personal involvement in helping developing countries, please let me know which of the following apply to you? (MULTIPLE ANSWERS POSSIBLE)



Citizens' views ahead of the European Year for Development

EU28

Number of interviews: 28.050

Fieldwork: 13-22/09/2014

HU

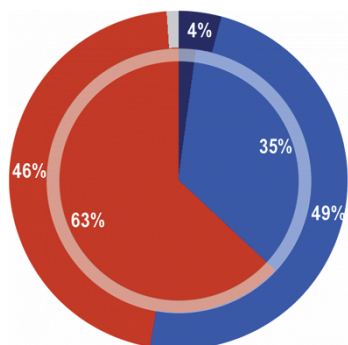
Number of interviews: 1.044

Fieldwork: 13-22/09/2014

Methodology: face-to-face

6. PERSONAL KNOWLEDGE AND INFORMATION SOURCES REGARDING DEVELOPMENT

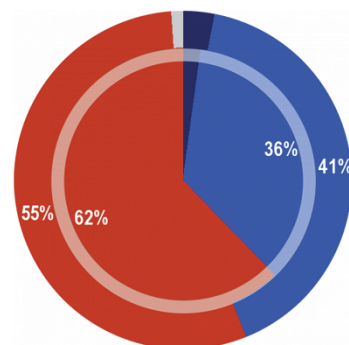
QB10. How much do you feel you know about where (NATIONALITY) development aid goes? Would you say that you know...?



	EU28		HU	
	2014	2012-2014	2014	2012-2014
● A lot	4%	=	2%	=
● A little	49%	- 1	35%	+ 6
● Nothing at all	46%	+ 2	63%	- 5
● Don't know	1%	- 1	0%	- 1

Evolution 2012-2014

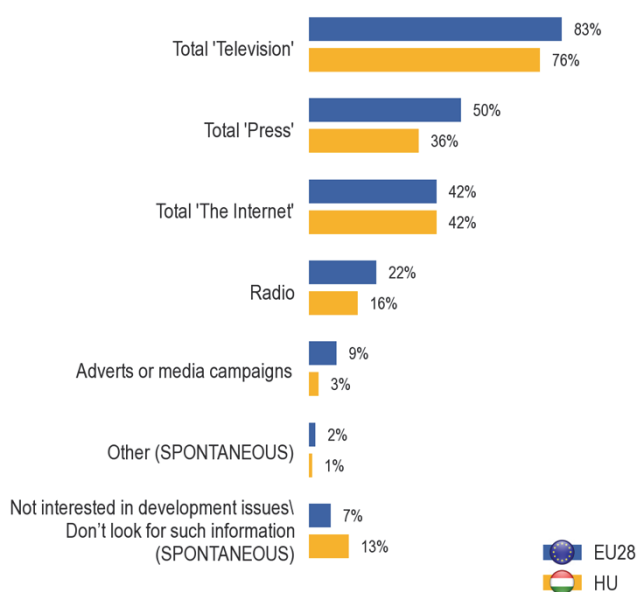
QB11. How much do you feel you know about where EU development aid goes? Would you say that you know...?



	EU28		HU	
	2014	2012-2014	2014	2012-2014
● A lot	3%	=	2%	=
● A little	41%	- 1	36%	+ 8
● Nothing at all	55%	+ 2	62%	- 7
● Don't know	1%	- 1	0%	- 1

Evolution 2012-2014

QB12. From which sources do you get information related to development issues? (MULTIPLE ANSWERS POSSIBLE)



QB12. From which sources do you get information related to development issues? (MULTIPLE ANSWERS POSSIBLE)

Answer: Total 'The Internet'

EU28

HU

TOTAL	EU28	HU
	42%	42%



Age

Age	EU28	HU
15-24	64%	59%
25-39	58%	60%
40-54	45%	43%
55 +	21%	21%



Education (End of)

Education (End of)	EU28	HU
15-	13%	13%
16-19	38%	38%
20+	57%	69%
Still studying	69%	60%

Socio-demographic breakdown

EUROBAROMETER 82.1 RESULTS FOR HUNGARY

